

# KOHL®



## THE CITY XL

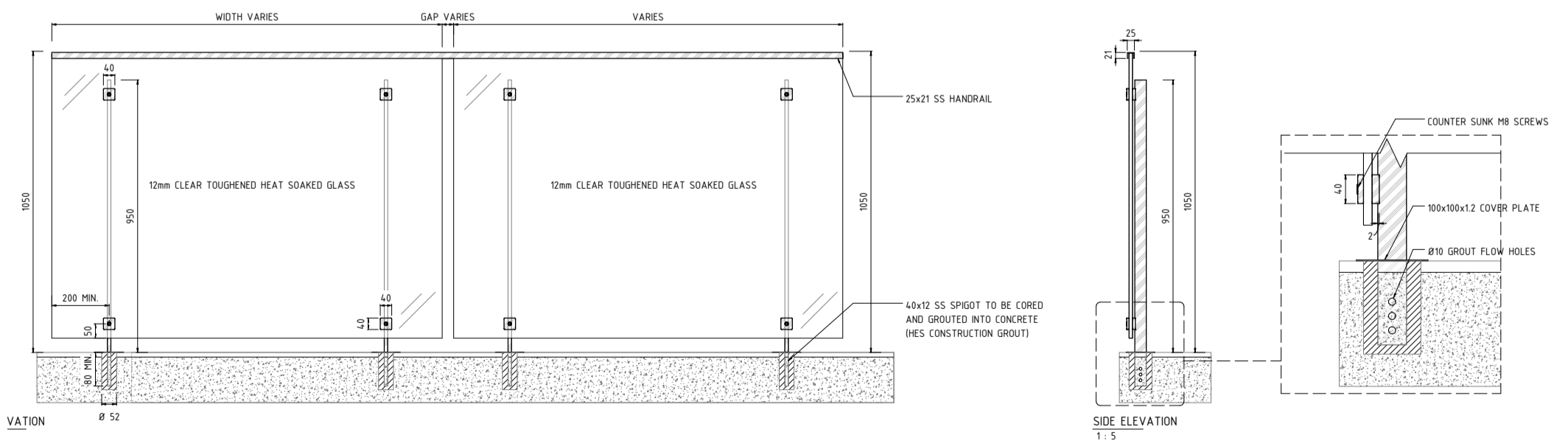
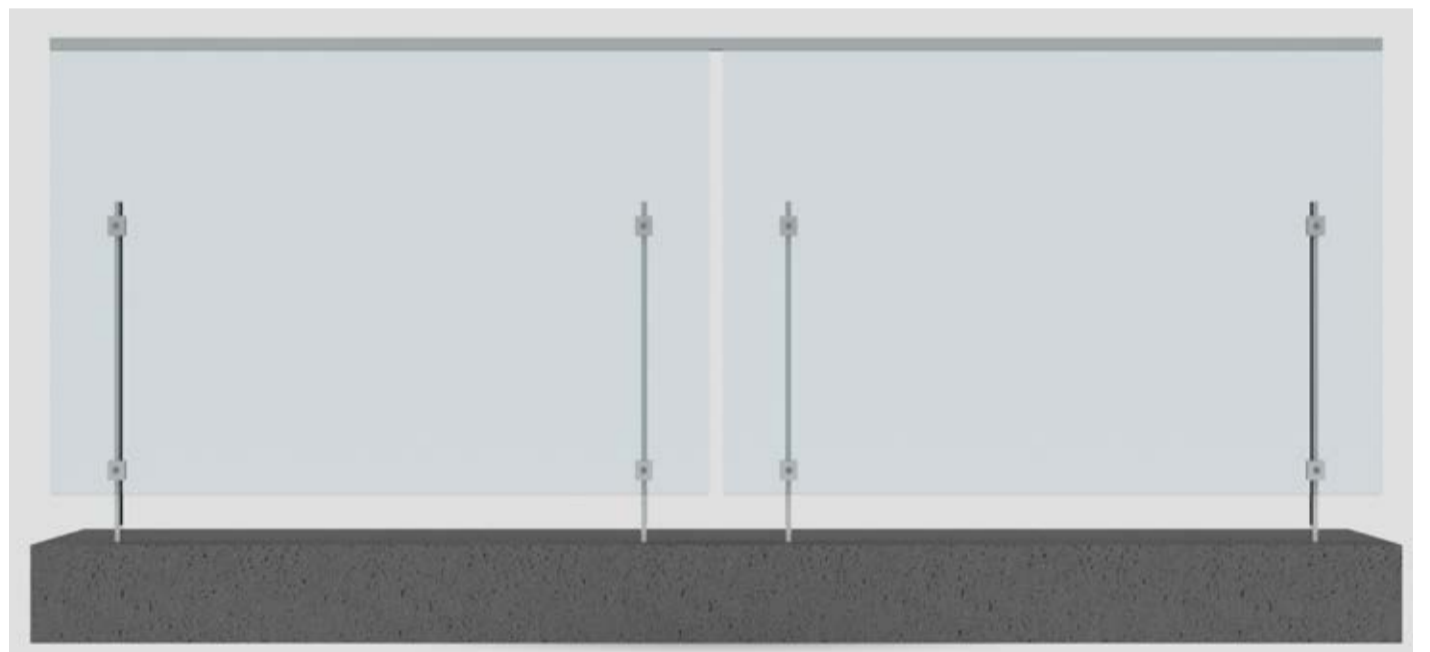
Frameless balustrade from the OCEANIC series.

diversity with style

# THE CITY XL

Appreciate the finer things with a system that showcases a modern industrial design that performs both structurally and aesthetically.

**The City XL** flaunts its high class presence with tall profile fixings that are engineered to perfection while withstanding demanding loads.



## Complete Single System

Engineered to any design requirements: Concealed fixings and slimline stirrups creates a subtle yet strong design. This system won't be beaten on strength.

## Customise to suit your project

Handrail type and finish, Spigot design, System width and Glass type.

## Sleek Features

Frameless balustrade: 12mm glass, front flushline glazing, tall profile flatbar stirrups and concealed fixings.

## Exceptional Safety Rating

Cyclone rated: Engineered to Terrain 2, wind region D and Exceeds Australian Building standards and BCA requirements.



## Customise: Handrail type.

Choose from our timeless and sleek range or ask for a tailored design for your unique project.


Top Mounted Squared Stainless Steel

Offset Stainless Steel Flatbar



Top Mounted Rounded Stainless Steel


Offset Rounded Stainless Steel



## The OCEANIC Series

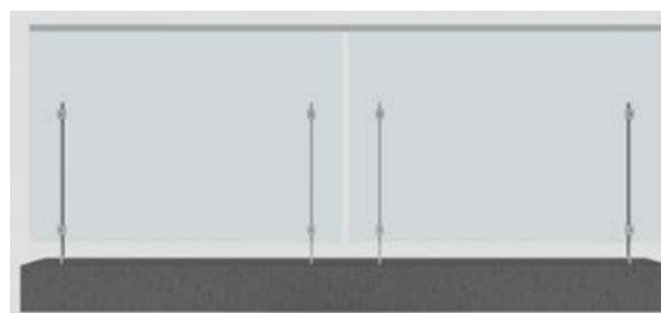
### The City

The Terrace offers a blend of structure and weightlessness with its timeless, crafted frame.



### The City XL

The City XL flaunts its high class presence with tall profile fixings that are engineered to perfection while withstanding demanding loads.



**Kohl is an Australian owned and operated company. Servicing commercial high rise and domestic market specialising in custom made designs.**